




DIMENSIONS



APPLICATION


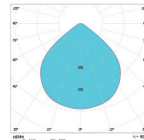
MYTA 36B is a LED ceiling light for installation in industrial environments, laboratories with heights from 2 meters to 5.5 meters. Depending on the installation height, 2 different optics are provided.

ADVANTAGES

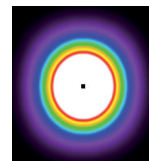
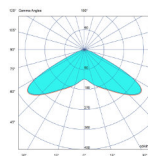
- Optics with LSR silicone lenses: total transparency, resistance to high temperatures, anti-yellowing, resistance to oils and dust.
- Uniform luminous flux
- Installation in adherence to the ceiling, perfect for low-rise rooms

DESCRIPTION	VALUE
Power	90W
Voltage	180÷280V AC 50/60Hz
PFC	≥0.98
Light source	36 power LED
Luminaire nominal flux	13.300 lm
Color temperature	4000K (5000K)
CRI	≥80
Lenses	silicone
Dimensions	416x416x50 mm
Material	PA6.6 / aluminium L5754
Insulation class	I
Weight	4,0 Kg
Degree of protection	IP65
Working temperature	-30°C +50°C
IK resistance degree	9
Working humidity	0÷98% R
Lifetime	>60.000 h L80

WIDE optic 100°



EXTRA-WIDE optic 120°



FIXING METHOD

MYTA 36B is a lighting fixture for indoor environments, which can be installed on the ceiling, in adherence or suspended; at a recommended height between 2 and 5.5 m from the floor; in a position that can only be reached by qualified technical personnel. Basically, the following solutions are provided for installing the **MYTA 36B** appliance.

CEILING INSTALLATION

Ceiling installation is the most common; to do this, remove the bracket from the appliance by unscrewing the 2 M5 screws (Fig. 1/A); for the operation use a CEILING INSTALLATION key n.3. When the bracket is separated from the appliance, locate the most suitable holes in the bracket (Fig.1/B) for fixing it to the ceiling. The choice of holes and screws or accessories for fixing must depend on the material of which the ceiling is built; in this regard, consult an expert technician on the subject and comply with the regulations of the place of installation. When the bracket has been fixed, make the electrical connection and then reposition the fixture on the bracket.

HANGING FROM BUSWAY OR CEILING

The **MYTA 36B** appliance is equipped with a bracket (Fig. 1/B) with holes. To hang it from the ceiling, use 2 eyebolts to insert in these holes. For installations on busways, use special hooks supplied by the busway manufacturer.



Fig. 1/A




Fig. 1/B

OPTIONAL ACCESSORIES

- NO one

FOR FURTHER INFORMATION:

LUX LEDLIGHTING SRL – VIA CASELLE 7A - 25081 BEDIZZOLE (BS) - MAIL: info@luxled.it - ph. +39 030 6871287

